


☐

I'm not robot

  
reCAPTCHA

Continue

## What is phx browser

What is phoenix browser.

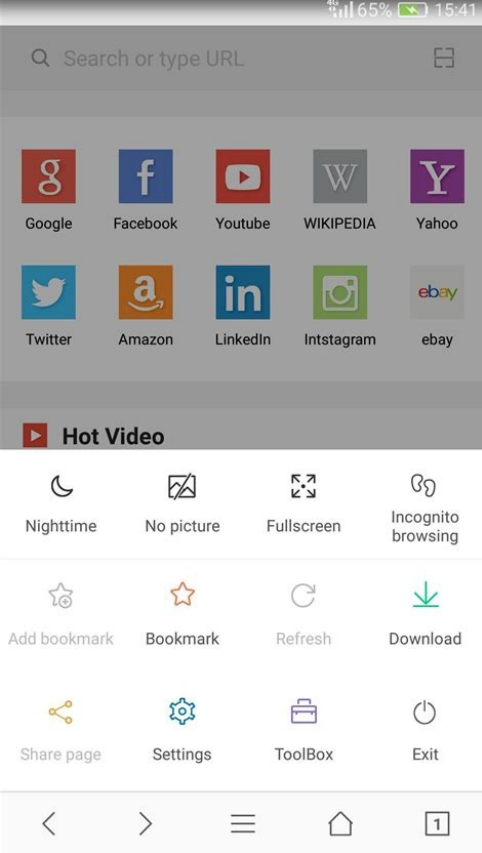


Phoenix browser. Is phoenix browser free. What is the use of phoenix browser. What is phoenix browser used for. Is phoenix browser safe.

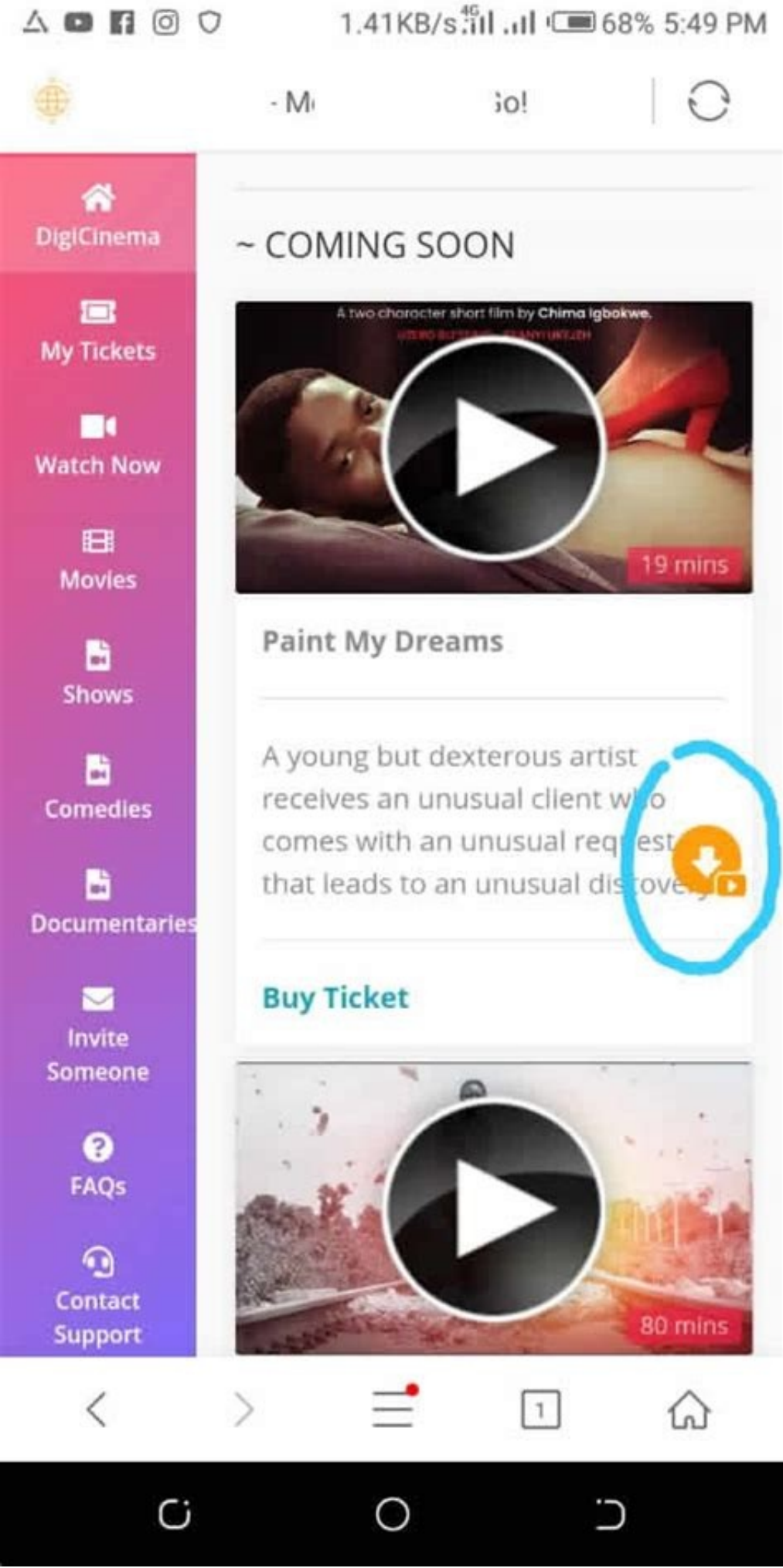
Have you ever been frustrated by slow browser performance, frequent crashes and endless ads? Welcome to Phoenix Browser for PC, a fast and secure browser that promises to change the way you surf. In this article, we discuss the advantages of using Phoenix browsers, their features and how to download using Amiduos emulator for PC. What is Phoenix Browser? Phoenix Browser is a web browser designed for Android and iOS operating systems. It should offer users fast and safe browsing with features like ad blocker, video downloader, incognito mode and night mode. The browser also supports multiple tabs and tab control, so users can easily browse web pages. Phoenix Browser is a relatively new browser that aims to provide a better browsing experience than other popular browsers like Google Chrome and Mozilla Firefox. Benefits of using Phoenix browsers for PC speed: Phoenix browser is powered by a fast and lightweight engine that promises lightning-fast browsing. Whether you're surfing social media, watching movies or playing online games, you can expect smooth and fast performance. Security: Phoenix Browser takes your online security seriously. Blocks malicious websites and protects your personal information from security breaches. You can also enable an ad blocker to remove annoying pop-ups and banners. Personalization: With Phoenix Browser, you can customize your browsing experience according to your preferences. You can change the background, theme and color scheme according to your preference. A Easy to navigate: Phoenix Browser has a user-friendly interface that makes browsing easy. You can access bookmarks, history and tabs with just a few clicks. Phoenix Browser Ad Blocker Features: Built-in ad blocker removes annoying pop-ups and banners, making browsing smoother and more enjoyable. "Have you ever been frustrated with low performance, frequent failures, and endless ads? Say hello to Phoenix Browser on the PC, a fast and secure browser that promises a revolution in your viewing impressions. In this article, we will discuss the benefits of using Phoenix, its functions and how to download it on the computer using Amiduos emulator. What is Phoenix Browser? Phoenix is a web browser created for Android and iOS operating systems. It aims to provide users with fast and safe browsing through features such as ad blocking, video downloader, incognito mode, and night mode. The browser also supports many maps and management maps, which makes it easier for users to move around the site. Phoenix is a relatively new browser which aims to provide a better experience while watching than other popular browsers such as Google Chrome and Mozilla Firefox. Benefits of using Phoenix on PC -Speed: Phoenix Browser is based on a fast and lightweight engine that promises fast browsing. Whether you're browsing social media, watching movies, or playing online games, you can expect smooth and tender action. Security: Phoenix Browser Browser takes your online security seriously. It blocks malicious websites and protects personal data from threats. You can also enable ad blocking to get rid of annoying panes and jump banners. Customization: Phoenix Browser allows you to tailor the viewing method to your preferences. You can change the background, theme, and color scheme to match your preferences. Easy Navigation: Phoenix Browser has a friendly interface that makes navigation a toy. With just a few clicks, you can access space, history and maps. Phoenix AD Blower: Built-in ad blocker eliminates annoying pop-up windows and banners, thanks to which watching is smoother and more enjoyable. ANDMode: In the Incognito mode, the history of views and search is not preserved. This is ideal for confidential actions when viewing, such as online buying or banking operations. A Night mode: The Night mode of the Phoenix browser reduces the load on the eyes and makes work in low light conditions more comfortable. A video loader. Thanks to the built -in video bootloader, you can upload videos from popular sites such as YouTube, Facebook and Vimeo, in just a few clicks. Data savings: The data saving function helps you save data by compressing images and videos, making work on the Internet faster and more efficiently. How to download the Phoenix browser on a PC using the Amiduos emulator Step 1. Upload and install the Amiduos emulator. The Amiduos emulator allows you to run Android applications on your PC. Go to their site and download the emulator for free. Step 2. Open the Google Play store. After installing the emulator, open the Google Play Store.



Step 3. Find the Phoenix browser. Find the Phoenix browser in the Google Play store. Step 4. Install the Phoenix browser. As soon as you found the application, click on the "Install" button. The emulator will automatically load and install Phoenix Browser on your computer. Step 5. Run the Phoenix browser. After the installation is completed, start the Phoenix browser and travel on the Internet! PHONIX browser for PCs. Frequently asked questions are the Phoenix browser for PC? Yes, you can download and use Phoenix Browser on your PC by installing the Android emulator, such as Amiduos, Bluestacks App Player or Memuplay. Is the Phoenix browser free? Yes, Phoenix Browser can be downloaded absolutely for free and used on a PC or mobile phone. Does Phoenix browser support advertising blockers? Yes, in Phoenix Browser there is an built -in advertising blocker that allows you to get rid of unwanted advertising and pop -up windows. Can I use Phoenix Browser to download video and music? Yes, the Phoenix Browser has a built -in download manager that allows you to easily download videos and music from the Internet. This is a phoenix browseris it private Yes, Phoenix browser on PC includes several security and privacy features such as: B. Incognito, painkillers and VPN. Also check UPX browser for PC for private browsing. Browser Verdict Phoenix is a fast, secure, and configurable browser that promises to revolutionize the way you surf. With ad blocking, incognito mode, night mode, video download tool and data saving features, you'll never want to use another browser again. Download Phoenix Browser Browser on PC with Amiduos Emulator today and see for yourself! Author: Madhuparna Roy Madhuparna holds a degree in Computers and is very interested in technology. She is passionate about writing how-to guides and helping people solve their toughest Windows problems.... Read more Updated October 6, 2022. Reviewer: Alex: Alex Serban Alex Serban Windows DS Expert. Serwerów I Sieci po Pruzejsciu Z Korporacyjnego stylu Pracy Alex Znalazł Korzyści w Stylu życia Pogajającym Na Ciągłej Analizie, Koordynacji Zespołu I Nashceniu Współww. MCSA Windows Server Maintenance... Read More Phoenix Browser is a fast and totally free mobile browser, fast and totally free for Android. Some of the main features include saving mobile data, saving with built-in ad blocker, a video player or a message under construction. Oddly enough, this web browser can also run on Windows 10 and 11 desktops/laptops using the Android emulator. Having a problem with your current browser? Upgrade to the best: Operazass for a better browser! 350 million people use Opera every day, fully flexible navigation, which has various packages under construction, less resource consumption and a great appearance. What Opera can do: Easy migration: Use an Opera wizard to transfer output data like bookmarks, passwords, etc. Advertisement: Built-in AD blocker speeds upPage and protect against data extraction. Convenient for games: Opera GX is the first and best game browser to download Opera if you like the Phoenix browser feature and want to download it to your Windows 10 and 11 (32/64 B) . We have to help. Phoenix, a very fast browser with some unique features such as intelligent downloads, the latest news or the integrated video player, is less known but very strong. Since Phoenix was originally created only for Android mobile phones, it may be surprised whether it works with Windows 10/11. However, if you are looking for the best Windows 11 browsers according to speed and security, our detailed message contains a list. Is Phoenix supported by Windows 10 and Windows 11? The Phoenix browser is initially a mobile web browser specially designed for Android smartphones and tablets. However, if you want to use on Windows 10, you will need to install your Android APK and run the browser. On the other hand, Windows 11 now supports the installation of Android on the platform using the Windows for Android to be installed on your computer. So if you want to know how to install Phoenix (Windows 10/11) on your computer, we have a short guide. Fast tip: While Phoenix is a very well -created browser, it is designed specifically for mobile devices. This can make it difficult to use Windows. A great alternative can be an opera - a browser that works well on your PC, Mac and Android. This browser has many features that increase your security and privacy - ADS blocking and tracking measures are already integrated, not to mention the integrated version of the free VPN. Light browser with unique integrated features that increase your security and privacy. How to download and install Phoenix on your computer? 1. Download and install Phoenix Windows 10. Install a reliable Android emulator on your computer.



For example, we installed BlueStacks, After installationEmulator and click PlayStore on the main screen. Then log in with Google ID. Now look for the Phoenix browser and click the Instal button when the result is displayed. 2. Download and install Phoenix in Windows 11 to install Phoenix in Windows 11, you can run the Google Play store in Windows 11 with Ubuntu terminal, as described in our post. Now follow the instructions below and continue to install Phoenix: Start Google Playstore and log in using Google login. Now enter the Phoenix browser in the search field and press Enter. Click the installation on the application page. After installation, you can go Phoenix on a computer with Windows 11. How to make Phoenix become the default browser? Some computer problems are difficult to solve, especially in terms of damaged memory or missing Windows files. If you have problems with determining errors, the system can be partially damaged. We recommend installing restoration, tools that the device searches and determines the cause of the error. Click here to download and start the correction. Because you cannot access the Phoenix browser directly in Windows 10, but via the Android emulator, you have no choice but to set it as a default browser in Windows. However, you can set it as a default browser on an Android device, as shown below: On the Android device, click the gear icon (settings). In the settings, go down and touch the application. Then click Select the default application. Now click the browser application. 5. In the next section, in the settings section, select Phoenix and set it as a default browser. You can now use Phoenix as a default browser on an Android device. Read more about it, can Phoenix download movies? Yes, Phoenix Browser is known for its intelligent download function, which allows you to download movies from the website for free. Automatically detects videos on all websites except YouTube and displays the download iconIt will help you download the video. You can follow the instructions below to download any video from any website using Phoenix Browser: open Phoenix Browser, access the website and browse to the video you want to download. Press the load button that appears in the lower right corner. Then select the video file in the multimedia detector and upload the file. After downloading the film in Standalone mode, you can enjoy offline in the Phoenix browser and save the data. Phoenix Browser is a popular Android app with over 50 million downloads on the Google Play Store. In addition, it requires only 7.4 MB of mobile memory.



So if you want to download the Phoenix browser to Windows 10 and 11 and enjoy its unique features, you can follow the decisions we mentioned above. However, if you are looking for the best browsers for Android who use only a small amount of RAM, you can contact our detailed relationship for more information. If you have other questions about browsers, leave a message in the comments below. Are there any other problems? Solve them with this tool: sponsored if the above tips do not solve your problem, your computer may have deeper Windows problems. We recommend that you download this PC repair tool (excellent Trustpilot.com evaluation) for ease of use. After installation, click the "Scan" button and click on full repair. This article concerns: topics: Androidbrowndows 10Windows 11 emulator. Was this page useful? 855 Start Corvess Cormento